



TOYOTA



Contact Information

Indus Motor Company Limited

Plot No. N.W.Z./1/P-1, Port Qasim Authority, Karachi, Pakistan.
Phone: +92-21-34721100 UAN: +92-21-111-86-96-82 (+92-21-111-TOYOTA)

Customer Assistance Centre

Toll Free: 0800-11123
Email: customer.relations@toyota-indus.com

 ToyotaPakistanOfficial  @ToyotaPak  ToyotaPakistan  www.toyota-indus.com

HIACE
A Trustworthy Partner



High Roof Wide Body ●
Also available in Mid Roof Wide Body

● Standard Roof Standard Body

A Consistent Breakthrough Performer

A heritage of proven performance with sleek styling and the enhanced capacity of a Wide and Super Long Body.



Intelligent Design for Easy Driving

Intelligent design assures improved control and driving ease at all times. Essentials, indicators and switches are positioned for maximum visibility and intuitive operation and the panel-mounted shift lever allows pass-through access from either side of the cabin. Ergonomic seat design contributes to a fatigue-free driving experience on long trips and in stop-and-go city traffic, keeping you refreshed, alert and focused on the road ahead.

Loaded with Features to Make Work-life Easier



Lower glove box



Reclining seats
with seat belts



Audio includes radio
and CD player



New elegant
front grille



Crystal
headlamps



Sliding windows



Front seats with headrests



4-spoke urethane steering
wheel with manual tilt



Dual A/C controls



Dial controls with
center buttons



High mount stop lamp



Single rear window wiper



Stylish rear lamps



Rear reclining seats with headrests
(only available in High Roof)



Standard Roof & Mid Roof
seating style*

Passenger Space & Comfort

HIACE is a relaxing and a comfortable vehicle for passengers, for long rides with the advantage of headrests and safety belts, with which passengers can enjoy their pleasant journey safe and sound. HIACE's seat fabrics have been strengthened to withstand long-term wear and tear, giving you added confidence in its all-round durability. HIACE has been developed with functionality in mind, to be great to use and easy to live with. Whichever body design you pick, every HIACE delivers a hard-working combination of functionality, flexibility and comfort.

*Actual seating and seat belt type may differ from the picture.



Spacious entry/exit



Dual A/C with separate air vents



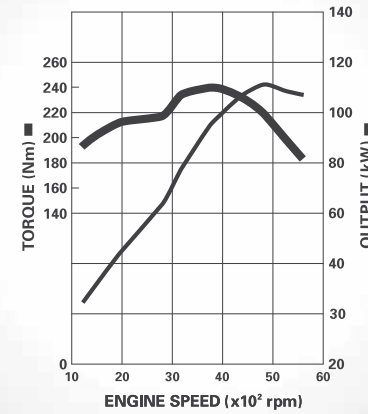
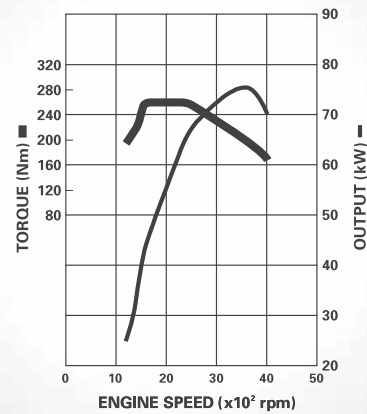
Luggage space

**Class-Leading
Capacity and
Versatility**

Diesel Engine (2KD-FTV)



Petrol Engine (2TR-FE)



A Powerful and Fuel Efficient Engine Line-up

Choose from the powerful acceleration of a 2TR-FE, 2.7L Petrol engine, 2694cc, 16 Valve DOHC with VVT-i, or a 2KD-FTV, Diesel engine, 2494cc, 16 Valve DOHC.

Tough for Heavy Duty Load

Whatever the load, on whatever the road, HIACE performance will see you through. A choice of two different engines is available and both offer the outstanding power and reliability, for which we're famous, but the HIACE isn't just powerful, it's also surprisingly nimble with a small turning radius that makes it easy to manoeuvre.



6.2m
High Roof & Wide Body
[only in Diesel]

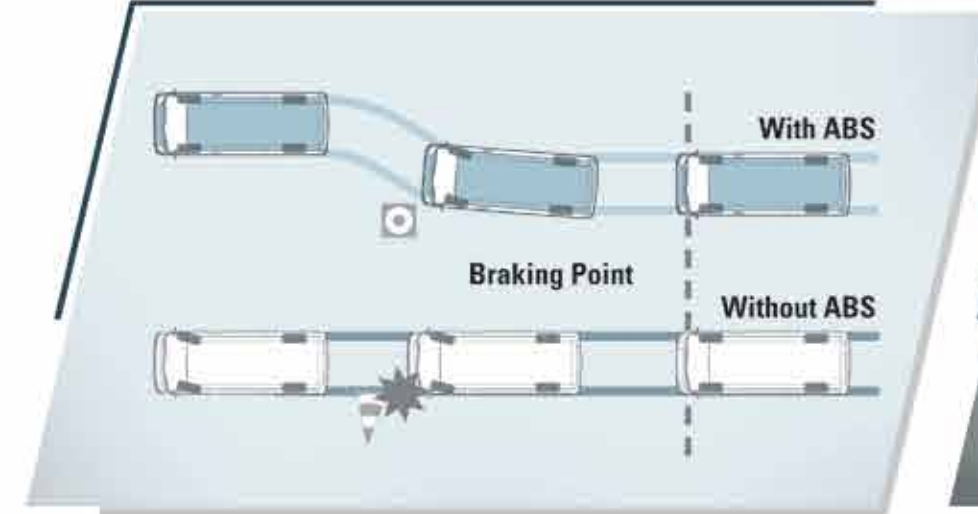
5.3m
Mid Roof & Wide Body
[only in Petrol]

5.0m
Standard Roof

Embedded Safety Features for the Ultimate Driving Pleasure



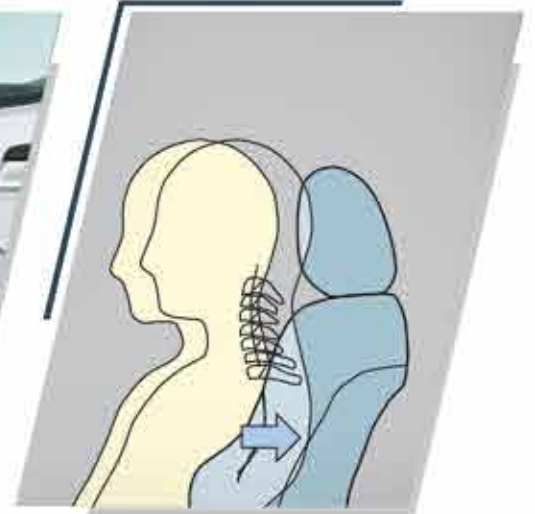
Driver and Front passenger seats' SRS (Supplemental Restraint System) airbags



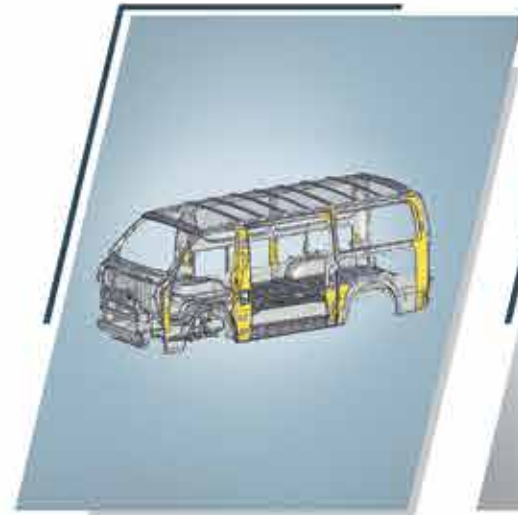
ABS (Anti-lock Braking System)



Crumple zone protection



WIL (Whiplash Injury Lessening) concept seat design



High rigidity body for excellent stability and durability



Corrosion resistant



Front suspension - Double wishbone



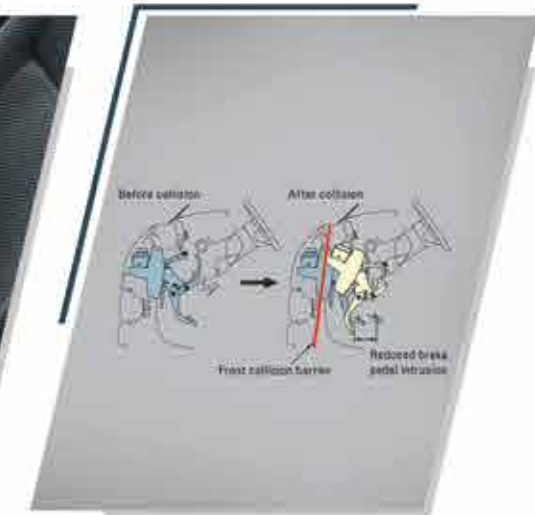
Rear suspension - Rigid leaf



New upper and lower front frame members



Seat belts



Brake pedal and steering shaft intrusion-reduction system

Excellent Resilience and Solidity

The HIACE has a proven track record of durability with numerous design features. It includes safety system and impressive handling with dynamic stability for the passengers' satisfaction. Contributing to long-term reliability, it helps protect your vehicle investment and ensures your passengers' safety.

A Choice of Body Styles

High Roof & Wide Body
2.5L Diesel

Mid Roof & Wide Body
2.7L Petrol

Standard Roof
2.5L Diesel
2.7L Petrol



Technical Specifications						
Engine	Petrol Models			Diesel Models		
Body Type	MID ROOF	STD ROOF		HIGH ROOF		
Katashiki	TRH213R-JEMDK	TRH203R-REMDK	TRH203R-REMDK	KDH202R-REMDY	KDH202R-REMDY	KDH222R-LEMDY
Suffix	TR-A2	TR-A1	TR-01	KDH-08	KDH-09	KDH-10
Variants	WITH A/C		WITHOUT A/C		WITH A/C	

Major Dimensions & Weight				
Overall	Length (mm)	4840	4695	5380
	Width (mm)	1880	1695	1880
	Height (mm)	2105	1980	2285
Wheelbase	(mm)	2570	2570	3110
	Tread			
Front (mm)	1655	1470	1655	
	Rear (mm)	1650	1465	1650
Overhang	Front (mm)	1190	1050	1190
	Rear (mm)	1080	1075	1080
Min. Running Ground Clearance	(mm)	185		
Fuel Tank Capacity	Ltr	70		
Seating Capacity (persons)		16	15	16

Engine			
Engine Model Code		2TR-FE	2KD-FTV
No. of Cyls & Arrangement		4 Cylinders, In line	
Displacement	(cm³)	2694	2494
Compression Ratio		9.6	18.5
Fuel System		EFI	Common Rail Type
Valve Mechanism		16 Valve DOHC with VVT-i	16 Valve DOHC
Intake System		Naturally Aspirated	Turbocharger
Max. Output	(kW/RPM)	111/4800	75/3600
Max. Torque	(Nm/RPM)	241/3800	260/1600-2400
Emission Certification		EURO II	
Brake Type	Front	Ventilated Disc Brakes	
	Rear	Leading-Trailing Drum Brakes	
Suspension Type	Front	Double Wishbone	
	Rear	Leaf Spring Rigid Axle	
Power Steering Type		Hydraulic	

Exterior			
Tyres & Disc Wheels		195/R15C	
Rear Window Wiper		Intermittent	
Outside Rear View Mirrors		o	
Headlamps		Halogen	
Mud Guards		o	
High Mount Stop Lamp		With LED	
Wheel Caps		Full Cap	
Spare Tyre		Ground Tyre	

Interior				
Steering Wheel		4-Spoke Urethane		
Inside Rear View Mirror		Day & Night		
Rear Window Defogger		With Timer		
Audio		AM/FM, USB, 2SP		
Console Box		Center Seat Back with 2 Cup Holders		
Room Lamps		Front (1), Rear (1) w/Switches	Front (1), Rear (2) w/Switches	
Seat Material		Fabric	Vinyl Leather	Fabric

Technical Specifications						
Engine	Petrol Models			Diesel Models		
Body Type	MID ROOF	STD ROOF		HIGH ROOF		
Katashiki	TRH213R-JEMDK	TRH203R-REMDK	TRH203R-REMDK	KDH202R-REMDY	KDH202R-REMDY	KDH222R-LEMDY
Suffix	TR-A2	TR-A1	TR-01	KDH-08	KDH-09	KDH-10
Variants	WITH A/C		WITHOUT A/C		WITH A/C	

Dual Air Conditioner		o		x		o		
Heater	Front	o						
	Rear	x					o	
Rear Head Rests		x				o		
Steering Column		Manual Tilt						
Power Steering		o						
Cup Holders		FR:2						
Ash Tray		o						
Glove Box		Upper:1 Lower:1			Lower:1			
Front Head Rests		o						
Front Seat Reclining		D+P						
Rear Seat Adjuster		x					o	
Clock		Built-In-Meter						
Accessory Connector		DC12V						
Assist Grip		FR:3 Slide Door:1		FR:3		FR:3 Slide Door:1		
Seat Assist Grip		o						
Step Lamp		o		x		o		
Sun Visors		D+P (Fabric)						

Safety								
ABS		x			o			
Airbag System		x			D+P			
Seat Belts	Front	3P ELRx2 2P NRx1			3P ELRx2 (D+P: Pretensioner) 2P NRx1			
	Rear	13x (2-Point Type)		11x2-Point Type		13x2-Point Type		
Light Reminder Warning		With Buzzer						
Key Reminder Warning		With Buzzer						

o = Available x = Not Available
Indus Motor Company reserves the right to alter any details of specifications and equipment without notice. Vehicles shown and specifications mentioned herein may vary from models and equipment available.



Sales



Service



Spare Parts



*Terms and Conditions Apply.